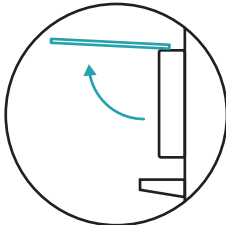


AL0467

## CHANGING ALAVO FOAMING SOAP REFILL CARTRIDGE

01



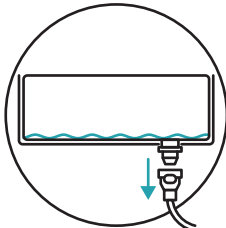
Open mirrors on front of Alavo

02



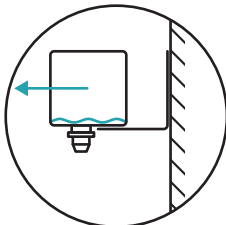
Locate the white cardboard soap refill box

03



Disconnect empty soap refill box by pressing firmly on the button and pulling downwards

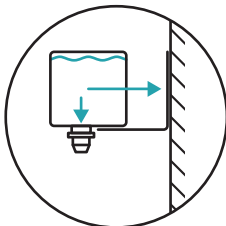
04



Slide empty soap refill box off bracket  
Please recycle cardboard box and ramp

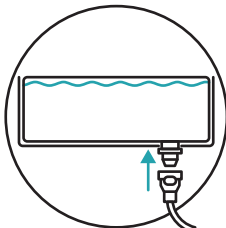


05



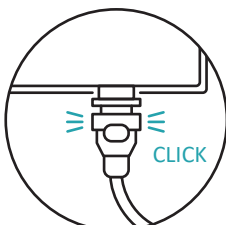
Pull out spout from inside new soap refill box and slide into bracket

06



Push connector firmly onto refill spout

07



Click indicates successful connection